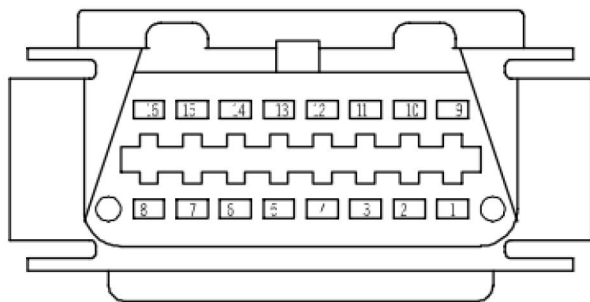


RANGE ROVER P38 Data Link Connector (DLC)

Konektor C231



1	SR	10	
2		11	WLG
3		12	WK
4	B	13	YK
5	BP	13	
6		14	YLG
7	KR	14	YG
8		15	LGR
9		16	N

Pin4 - zem-kostra (z kostřícího bodu E252)

Pin5 - signálová zem (z kostřícího bodu E181)

Pin16 - napájení BAT+ (30) přes pojistku F33 (5A)

Jednotky napojené na pin 1:

Air Suspension Delay Turn Off Timer

Jednotky napojené na piny 7 a 15:

ECM - Engine Control Module

ABS - Anti-Lock Break System ECU

BECM - Body Elctrical Control Module


HEVAC - Heat Ventilation and Air Conditioning Control Unit

Jednotky apojené na piny 11 a 12:

Air Suspension ECU

Jednotky apojené na piny 13 a 14:

Air Bag Diagnostic Control Module



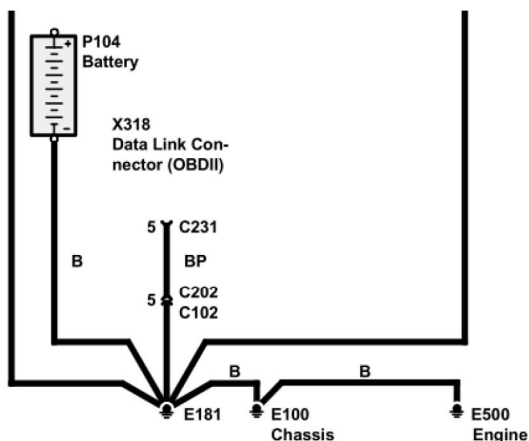
57. passenger's footwell


X318 Data Link Connector (OBDII)

C231 (16-S)


Wire Colour Chart

B - Black	P - Purple
G - Green	R - Red
K - Pink	S - Grey
L - Light	U - Blue
N - Brown	W - White
O - Orange	Y - Yellow







54. RH side of engine compartment
E181
E182




55. behind RH footwell trim panel
C201 (2-B)
C202 (18-W)
C208 (6-W)
C403 (6-R)



56. behind RH footwell trim panel
E252
E253
E254



93. RH side of engine
E100



164. RH front of engine
E500